





HOW TO FIND YOUR OMEGA SYSTEM ID & SERIAL NUMBER

STEP 1 If you have a system tray icon  /  in the lower right side of your screen, right click on it and go to "System Identification String". *Skip to Step 3.*

STEP 2 If you don't have a system tray icon, go to Start, All Programs, Gerber Omega, scroll down until you see one of these icons:  GSPTay  OMEGA Tray. Then the icon (colored "G") will appear at the bottom right of your screen. Once it appears, right click on it and go to "System Identification String". *Continue to Step 3.*

STEP 3 Copy the number at the top of the dialog box called "System ID". Copy the "Serial Number" as well. The **highlighted areas** show the current version you have. Then paste the two numbers into an email, referencing your order, and send it to us. If you are using our www.shopGMS.com shopping cart, paste the two numbers into the "Instructions for GMS" field upon check out.

